



Dear Mr/Mrs customer name

Discover ZEISS T-SCAN hawk 2, the next-generation, portable 3D laser scanner.

START HERE

Upload logo

Type in your company name

Type in your name

Type in your title

Type in your phone number

Type in your email address

Part of #HandsOnMetrology





Take it. Make it.

ZEISS T-SCAN hawk 2





[Intro](#)

[Highlights](#)

[GOM Inspect](#)

[ZEISS Reverse Engineering](#)

[Features](#)

[Applications](#)

[Video](#)

[Technical Data](#)

[Contact](#)

[Click to navigate](#)







**Fast and smooth scanning. Intuitive operation. Guided workflows.
Great software. Made in Germany. Made by ZEISS. Made for you.**

ZEISS T-SCAN hawk 2
Take it. Make it.



The tool to get about anything done



[INDEX](#)[HIGHLIGHTS](#)[CONTACT](#)

Handheld precision, developed and produced by ZEISS

The portable T-SCAN hawk 2, the next-generation lightweight 3D laser scanner, comes with metrology-grade precision and remarkable ease of use.



Developed and produced
in Germany.

Acceptance testing is
certified for the highest
industry standards.





Your perfect working distance

Control your working distance with a new projection mode – a red laser marker helps you to easily adjust for perfect scanning results.





A solution that adapts to your workflow

The flow is yours – T-SCAN hawk 2 is intuitive to operate and adapts easily to the movement of your hand.





INDEX

HIGHLIGHTS



CONTACT


Introducing the new satellite mode





Go big with the new satellite mode

T-SCAN hawk 2 is the first portable laser scanner with the new satellite mode to scan objects up to multiple meters. No need for the classical built-in photogrammetry with coded markers. No compromise on accuracy. Easy scanner positioning with the new laser grid.






The all-in-one software for 3D inspection

T-SCAN hawk 2 operates with GOM Inspect, the well established standard in 3D metrology and part of the ZEISS Quality Suite.
For 14 days, enjoy your free trial of GOM Inspect Pro.

[LEARN MORE](#)

[Click to visit the HandsOnMetrology website](#)





CAD modeling with ZEISS Reverse Engineering

Scan 3D data with T-SCAN hawk 2, import it to ZEISS Reverse Engineering and let the software guide you to a high-precision CAD model in just a few steps.

[LEARN MORE](#)

[Click to visit the HandsOnMetrology website](#)



Controlling quality where it matters





Reference standards used for system qualification

Carl Zeiss GOM Metrology GmbH is an accredited laboratory in the fields of calibration of length and coordinate standards for optical metrology.


Each T-scan hawk 2 system is delivered with three DAkkS-calibrated, traceable length standards and one DAkkS-calibrated, traceable coordinate standard which are used for system qualification.





Switching between different tasks

T-SCAN hawk 2 features seamless adjustments for resolution and field of view. Whether small parts, fine details, larger objects or deep pockets, confined spaces or hard-to-reach areas, this 3D laser scanner does the job.



[INDEX](#)[FEATURES](#)[CONTACT](#)

Operate with a push of a button


T-SCAN hawk 2 features four buttons to start and navigate your workflow directly. No need to operate the software separately on your laptop.



[INDEX](#)[FEATURES](#)[CONTACT](#)

Strong on dark and shiny surfaces

T-SCAN hawk 2 supports scanning on a wide range of materials and surfaces, delivering 3D measurement data with the highest precision.



Capturing data wherever you need it





Everything at hand: Your case for traveling

Whether you take it to production or outside, the 3D laser scanner travels with you in just one case, containing additional tools.

- T-SCAN hawk 2
- Calibration panel
- Hyperscale
- Toolbox
- Reference points
- Power delivery hub





INDEX



CONTACT

Made for maintenance



Ready to take on many applications

Whether it's about finding defects, quality control in production areas or digital twins, reverse engineering, design or the customization of a car: T-SCAN hawk 2 is ready.

[LEARN MORE](#)

[Click to watch our Getting Started sessions](#)





Some tasks to get the job done with ZEISS T-SCAN hawk 2:

Maintenance

3D inspection of dents, corrosion and damage

3D scanning and remanufacturing of legacy parts

Indoor and outdoor, in rugged and harsh environments

Wear monitoring

Reverse engineering

From shape to CAD

Archiving tools and cultural heritage

Everything from small details to very large repairing of parts

Quality control

Actual comparison with CAD

Functional dimensioning

Shop floor inspection

Reducing the number of iteration in your process

Design

Digitalize complex shapes and physical objects

Design modification

Interior design

3D visualisation

Industries

Automotive

Shipping

Railway

Aerospace

Energy generation

Oil and gas industry

Agriculture, forestry and mining

Heavy industry

Mold and machine manufacturing



Take it. Make it.

Get inspired by the world of T-SCAN hawk 2



Click to play the video in your browser



Technical data

ZEISS T-SCAN hawk 2

High-speed scanning	Included (multiple blue laser crosses)
Deep pockets	Included (single blue laser line)
Flexible depth of field	Included (on-object distance radar)
Detailed scan	Included
One-shot sensor recalibration	Included (HyperScale)
Large parts	Included (Satellite mode, no coded targets required)
Carbon-fibre lengths standards	Certified (DAkks / ILAC) ⁽¹⁾
Volumetric accuracy	0.02mm + 0.015mm/m ⁽²⁾
Laser class (IEC 60825-1:2014)	Class 2 (eye-safe)
Weight	< 1kg
Cable	10m (ultra-light)
Software	ZEISS Quality Suite / GOM Inspect
Full remote workflow	Supported

(1) D-K-21312-01-00 according to DIN EN ISO/IEC17025:2018

(2) Acceptance Test based on ISO 10360





Contact us

Upload logo

Type in your company name

Type in your name

Type in your title

Type in your phone number

Type in your email address

Part of #HandsOnMetrology





Carl Zeiss
GOM Metrology GmbH

Schmitzstraße 2
38122 Braunschweig
Germany
Phone: +49 531 390290
support@handsonmetrology.com

Check out the go-to for 3D scanning:
HandsOnMetrology.com

